

Cleaning and Maintenance

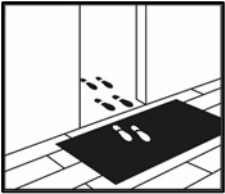
wineo 500L, 700L, 700XXL



Our wineo 500/700 laminate floors are high-quality floor coverings that are easy to clean thanks to their hard-wearing and smooth surface. wineo laminate floors should be cleaned at regular intervals, whereby the type and amount of cleaning depends on the area of use and frequency of use.

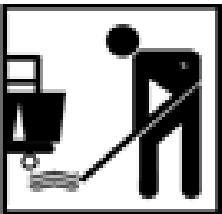
During the construction phase, dust, sand and other loose dirt should be removed by sweeping or vacuuming. In the case of subsequent interior finishing work, the installed surface must be protected by a suitable covering.

Preventive measures:



Sufficiently dimensioned textile clean zones of at least 4 to 6 running meters can reduce the amount of dirt entering the building by up to 80% and thus have a considerable influence on the useful value of the covering and the cleaning costs.

Basic care/care/coating



Laminate floors do not require any surface treatment such as polishing. The surface does not require any protective care films. Film-forming care products are prohibited, as they impair use and make cleaning more difficult.

Maintenance cleaning:



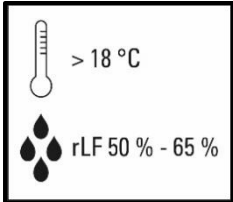
Loose dust and dirt can be removed by sweeping or vacuuming. In case of adhering dirt, we recommend the use of a laminate cleaner in a damp mopping process. Please follow the instructions of the care product manufacturer! When damp mopping, please use water and cleaning agent sparingly (damp mopping). Do not use abrasive (scratching/scraping) microfibers for wiping. Do not use any film-forming cleaning agents.

Cleaning and Maintenance

wineo 500L, 700L, 700XXL

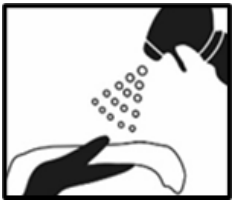


Room climate:




Please ensure an appropriate room climate for yourself and your floor covering. For an optimal living climate, the room temperature should not fall below at least 18°C and the relative humidity should be between 50 and 65% at all times of the year. The use of suitable humidifiers based on the evaporator principle is recommended. If the relative humidity falls below the recommended level for a longer period of time (this is especially the case during heating periods), this can lead to dimensional and shape changes in floor coverings that are mainly made of natural raw materials and are not firmly bonded to the subfloor.

Stain removal:



All stain-forming and aggressive substances must be removed immediately from the wineo 500/700 surface. When treating stains with cleaning agents or stain removers, a material compatibility test must first be carried out on an inconspicuous area or on an unlaied flooring sample. The instructions and regulations of the cleaning agent manufacturers must be observed.

Cleaning of clean zones:



Textile clean zones must be cleaned of dirt every day of use with a suitable brush Hoover.

Cleaning and Maintenance

wineo 500L, 700L, 700XXL



General notes

The compatibility of adhesive tapes on laminate floor coverings must be confirmed in advance by the respective manufacturer or enquired about by the user of the floor covering.

The slip resistance and slip resistance of floor coverings is significantly influenced by the amount of dirt, the cleaning frequency and the cleaning/care products used. Please use only coordinated cleaning/care products from one manufacturer. Scouring powders, sanitary cleaners, acids or strong solvents can damage the surface of the flooring or furnishings.

All wineo floor coverings have a very high level of light fastness. This is tested and documented by independent institutes in accordance with international standard specifications. Nevertheless, in areas with strong UV light incidence, fading or colour changes cannot be ruled out in the long term. Fading and colour changes can be prevented or minimised by sufficiently dimensioned shading.

Coloured wound and skin disinfectants as well as hair dye or e.g. bleaching agents containing peroxide can cause irreversible discolouration. If there is uncertainty about the use of chemical colouring substances or foodstuffs, a resistance test should first be carried out on an inconspicuous area of the covering or on an unlaied piece of covering. If in doubt, please contact our Service Hotline.

This information does not claim to be complete. Product recommendations from the cleaning agent manufacturers are available on request. The cleaning work must be carried out in accordance with the guidelines of the Federal Guild Association for Building Cleaning and correspond to the state of the art.

With the publication of these cleaning and care instructions (as of 04/2023), all previous versions lose their validity!