

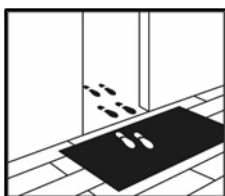
Cleaning and maintenance

wineo 300,500,550 and Rock'n Go




Our **wineo 300, 500, 550 and Rock'n Go** laminate floors are high-quality floor coverings that are easy to clean thanks to their hard-wearing and smooth surface. wineo laminate floors should be cleaned at regular intervals, the type and amount of cleaning depends on the area and frequency of use. During the construction phase, dust, sand and other loose dirt should be removed by sweeping or vacuuming. During subsequent interior finishing work, the installed surface must be protected with a suitable protective covering.

Preventive measures:



Sufficiently dimensioned textile clean zones of at least 4 to 6 running meters can reduce the dirt ingress in the object by up to 80% and thus significantly influence the utility value of the covering and the cleaning costs.

Basic Care/Care/Coating:



There is no need for maintenance or polishing solutions with laminate floors. The surface does not require any protective care films. Film-forming care products are prohibited, as they impair use and make cleaning more difficult.

Maintenance cleaning:

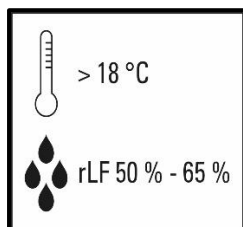


Sweep and vacuum floor to remove loose dust and dirt. Vacuuming is generally sufficient for normal maintenance cleaning. For more extensive maintenance cleaning, we recommend a laminate cleaner. Please follow the instructions of the care product manufacturer! For wet cleaning, please use water and cleaning agent sparingly (damp wipe). Do not use abrasive (scratching/scraping) microfibers for wiping. Do not use any film-forming cleaning agents.

Cleaning and maintenance wineo 300,500,550 and Rock'n Go

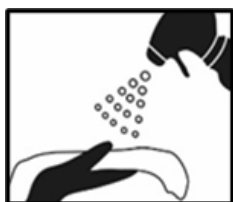
wineo
THAT'S FLOORING

Indoor climate:



Please ensure a healthy room climate for yourself and your floor covering. For an optimal living climate, the room temperature should not fall below at least 18°C and the relative humidity should be between 50 and 65% at any time of the year. It is recommended to use suitable humidifiers based on the evaporator principle. If the relative humidity falls below the recommended level for a longer period of time (this is especially the case during heating periods), this can lead to dimensional and shape changes in floor coverings that are mainly made of natural raw materials and are not firmly bonded to the substrate.

Stain removal:



All stain-forming and aggressive substances must be removed immediately from **wineo 300, 500, 550 and Rock'n Go**. When treating stains with cleaning agents or stain removers, a material compatibility test must first be carried out on an inconspicuous area or on an unlaidd covering sample. The instructions and regulations of the cleaning agent manufacturer must be observed.

Cleaning clean zone:



Textile clean zones must be cleaned every day of use with a suitable brush vacuum cleaner to remove any dirt that is lying on them.

Cleaning and maintenance wineo 300,500,550 and Rock'n Go



General notes

The compatibility of adhesive tapes on laminate floor coverings must be confirmed in advance by the respective manufacturer or enquired about by the user of the floor covering.

The slip resistance and slip resistance of floor coverings is significantly influenced by the amount of dirt, the cleaning frequency and the cleaning/care products used. Please use only coordinated cleaning/care products from one manufacturer. Scouring powders, sanitary cleaners, acids or strong solvents can cause damage to the flooring surface or furnishings.

All wineo floor coverings have a very high light fastness. This is tested and documented by independent institutes in accordance with international standard specifications. Nevertheless, in areas with strong UV light incidence, fading or colour changes cannot be ruled out in the long term. Fading and colour changes can be prevented or minimized by providing sufficiently dimensioned shading.

Dyed wood and skin disinfectants as well as hair dyes or bleaching agents containing peroxide, for example, can cause irreversible discoloration. If there is uncertainty about the use of chemical staining substances or foodstuffs, a resistance test should first be carried out on an inconspicuous area of the covering or on a sample piece of floor covering. In case of doubt, please contact our service hotline.

These instructions do not claim to be complete. Product recommendations from the cleaning agent manufacturers are available on request. The cleaning work must be carried out in accordance with the guidelines of the Federal Guild Association for Building Cleaning and correspond to the state of the art.

With the publication of these cleaning and care instructions (as of 09/2021), all previous versions lose their validity!