

wineo



**DESIGN FLOORING**



# CONTENTS

Product advantages	04
wineo 400	06
wineo 600	18
wineo 800	30
Product composition	44
Accessories	48
Awards & Quality	49
Service	50
Technical characteristics	52





# PRODUCT ADVANTAGES



## DURABLE

The product composition and the special surface finish make the design floor extremely durable. It can easily withstand heavy wear and tear.



## HIGH COMFORT

The design flooring is kind to joints, warm to the feet, with excellent walking and standing support. Installed on underfloor heating, the design flooring conveys an extra sense of cosy warmth.



## EASY CARE

Thanks to the sealed surface, the design flooring is stain-resistant and easy to clean.



## SUITABLE FOR HIGH HUMIDITY AREAS

All wineo design floorings are perfectly suitable for high humidity rooms such as the kitchen or bathroom.



## QUIET

The elastic surface reduces walking noise and provides pleasant room acoustics.



## SLIP-RESISTANT

The proven slip-resistant surface provides safety with every step.



3-in-1

**wineo 400**

## LIVE AS YOU ARE

Live the way you imagine it  
and find the style that suits you.

The wineo 400 offers  
four inspiring trends,  
a variety of designs and  
different formats.

This is the perfect foundation  
to design your home according  
to your individual taste.  
From XS to XL, from light to dark,  
from calm to rustic –  
the wineo 400 is as individual  
as you are!

Let yourself be inspired  
and find your own style!







Learn more about wineo 400!



# wineo 400 wood XS | wood L | wood XL

**Installation type:** Glue | Elastic  
**Wear layer:** 0.3 mm  
**Planks / box:** 24 / 1.79 m<sup>2</sup> | 18 / 3.89 m<sup>2</sup> | 12 / 4.24 m<sup>2</sup>




	610 × 122 × 2 mm	XS
	1200 × 180 × 2 mm	L
	1505 × 235 × 2 mm	XL
	1220 × 180 × 5,5 mm	L
	1522 × 225 × 5,5 mm	XL
	1222 × 182 × 9 mm	L
	1520 × 230 × 9 mm	XL

**Installation type:** Click | Rigid  
**Wear layer:** 0.3 mm  
**Planks / box:** 10 / 2.20 m<sup>2</sup> | 6 / 2.05 m<sup>2</sup>

**Installation type:** Click | Multi-Layer | Rigid  
**Wear layer:** 0.3 mm  
**Planks / box:** 9 / 2.00 m<sup>2</sup> | 6 / 2.10 m<sup>2</sup>

# wineo 400 stone L

**Installation type:** Glue | Elastic  
**Wear layer:** 0.3 mm  
**Tiles / box:** 16 / 2.98 m<sup>2</sup>

	610 × 305 × 2 mm	L
	610 × 305 × 5,5 mm	L
	601 × 310 × 9 mm	L

**Installation type:** Click | Rigid  
**Wear layer:** 0.3 mm  
**Tiles / box:** 10 / 1.86 m<sup>2</sup>

**Installation type:** Click | Multi-Layer | Rigid  
**Wear layer:** 0.3 mm  
**Tiles / box:** 9 / 1.68 m<sup>2</sup>



Plain Oak Beige

FASCINATION  
HERRINGBONE  
For each trend  
a highlight





Comfort Oak Nature



**Easy Oak Greige**  
Registered embossed surface

**Glue:** DB288WXL | **Click:** RLC288WXL  
**Click (Multi-Layer):** MLD288WXL



**Nordic Maple Cream**  
Rough wood structure

**Glue:** DB289WXL | **Click:** RLC289WXL  
**Click (Multi-Layer):** MLD289WXL



**Calm Ash Beige**  
Rough wood structure

**Glue:** DB290WXL | **Click:** RLC290WXL  
**Click (Multi-Layer):** MLD290WXL



**Comfort Oak Nature**  
Registered embossed surface

**Glue:** DB291WXL | **Click:** RLC291WXL  
**Click (Multi-Layer):** MLD291WXL



**Balanced Oak Lightgrey**  
Registered embossed surface

**Glue:** DB286VXS



**Balanced Oak Lightgrey**  
Registered embossed surface

**Glue:** DB286WL | **Click:** RLC286WL  
**Click (Multi-Layer):** MLD286WL



**Coast Pine Greige**  
Rough wood structure

**Glue:** DB280WL | **Click:** RLC280WL  
**Click (Multi-Layer):** MLD280WL



**Craft Concrete Grey**  
Travertine

**Glue:** DB302SL | **Click:** RLC302SL  
**Click (Multi-Layer):** MLD302SL



Comfort Oak Nature





Plain Oak Beige



Shadow Oak Nature  
Registered embossed surface

Glue: DB292WXL | Click: RLC292WXL  
Click (Multi-Layer): MLD292WXL



Country Oak Nature  
Registered embossed surface

Glue: DB294WXL | Click: RLC294WXL  
Click (Multi-Layer): MLD294WXL



Comfort Oak Brown  
Registered embossed surface

Glue: DB293WXL | Click: RLC293WXL  
Click (Multi-Layer): MLD293WXL



Joy Oak Tender  
Registered embossed surface

Glue: DB126WXL | Click: RLC126WXL  
Click (Multi-Layer): MLD126WXL




Plain Oak Beige  
Registered embossed surface

Glue: DB281WXS



Plain Oak Beige  
Registered embossed surface

Glue: DB281WL | Click: RLC281WL  
Click (Multi-Layer): MLD281WL



Vibrant Oak Beige  
Registered embossed surface

Glue: DB282WL | Click: RLC282WL  
Click (Multi-Layer): MLD282WL



Industrial Concrete Grey  
Travertine

Glue: DB303SL | Click: RLC303SL  
Click (Multi-Layer): MLD303SL



Plain Oak Beige





Authentic Oak Brown



**Limed Oak Silver**  
Registered embossed surface

**Glue:** DB301WXL | **Click:** RLC301WXL  
**Click (Multi-Layer):** MLD301WXL




**Authentic Oak Brown**  
Registered embossed surface

**Glue:** DB296WXL | **Click:** RLC296WXL  
**Click (Multi-Layer):** MLD296WXL



**Vintage Oak Brown**  
Registered embossed surface

**Glue:** DB297WXL | **Click:** RLC297WXL  
**Click (Multi-Layer):** MLD297WXL



**Comfort Oak Taupe**  
Registered embossed surface

**Glue:** DB300WXL | **Click:** RLC300WXL  
**Click (Multi-Layer):** MLD300WXL



**Vivid Oak Nature**  
Registered embossed surface

**Glue:** DB283WXS




**Vivid Oak Nature**  
Registered embossed surface

**Glue:** DB283WL | **Click:** RLC283WL  
**Click (Multi-Layer):** MLD283WL



**Coast Pine Taupe**  
Rough wood structure

**Glue:** DB284WL | **Click:** RLC284WL  
**Click (Multi-Layer):** MLD284WL



**Industrial Concrete Dark**  
Travertine

**Glue:** DB304SL | **Click:** RLC304SL  
**Click (Multi-Layer):** MLD304SL



Authentic Oak Brown





Comfort Oak Dark



Comfort Oak Mellow  
Registered embossed surface

Glue: DB129WXL | Click: RLC129WXL  
Click (Multi-Layer): MLD129WXL



Shadow Oak Brown  
Registered embossed surface

Glue: DB295WXL | Click: RLC295WXL  
Click (Multi-Layer): MLD295WXL



Cool Walnut Dark  
Rough wood structure

Glue: DB298WXL | Click: RLC298WXL  
Click (Multi-Layer): MLD298WXL



Comfort Oak Dark  
Registered embossed surface

Glue: DB299WXL | Click: RLC299WXL  
Click (Multi-Layer): MLD299WXL



Balanced Oak Brown  
Registered embossed surface

Glue: DB285WXS



Balanced Oak Brown  
Registered embossed surface

Glue: DB285WL | Click: RLC285WL  
Click (Multi-Layer): MLD285WL



Balanced Oak Grey  
Registered embossed surface

Glue: DB287WL | Click: RLC287WL  
Click (Multi-Layer): MLD287WL



Timeless Slate Dark  
Travertine

Glue: DB305SL | Click: RLC305SL  
Click (Multi-Layer): MLD305SL



Comfort Oak Dark





## wineo 600

# CONFIDENT IN STYLE. LEAD THE WAY.

Standing out in style while staying low on the ground.

The XL formats and trendy designs of wineo 600 are inspiring.

New York, London or Sydney – plenty of elegant styles for living and working with flair. And, with the click version wineo 600 rigid, every new look can be realised in no time at all.

Choose from 18 wood designs and 6 stone looks for gluing and clicking in – both versions are quick and easy to install. With a wear layer of 0.4 mm, the wineo 600 is perfect for both private homes and smaller commercial buildings.





# wineo 600 wood L | wood XL

Installation type: Glue | Elastic

Wear layer: 0,4 mm

Planks / box: 18 / 3,89 m² | 12 / 4,24 m²



1200 × 180 × 2 mm

L

1505 × 235 × 2 mm

XL

Installation type: Click | Semi-Rigid

Wear layer: 0,4 mm

Planks / box: 8 / 1,80 m² | 6 / 2,12 m²



1212 × 186 × 5 mm

L

1507 × 234 × 5 mm

XL

# wineo 600 stone XL

Installation type: Glue | Elastic

Wear layer: 0,4 mm

Tiles / box: 12 / 5,01 m²



914 × 457 × 2 mm

XL

Installation type: Click | Semi-Rigid

Wear layer: 0,4 mm

Tiles / box: 6 / 2,14 m²



746 × 477 × 5 mm

XL





# wineo 600 wood L

# #Place



#NaturalPlace  
Exclusive wood structure  
Glue: DB183W6  
Click: RLC183W6



#WarmPlace  
Exclusive wood structure  
Glue: DB184W6  
Click: RLC184W6



#SmoothPlace  
Exclusive wood structure  
Glue: DB185W6  
Click: RLC185W6



#CozyPlace  
Exclusive wood structure  
Glue: DB186W6  
Click: RLC186W6



#ElegantPlace  
Exclusive wood structure  
Glue: DB187W6  
Click: RLC187W6



#ModernPlace  
Exclusive wood structure  
Glue: DB188W6  
Click: RLC188W6



#WarmPlace



# wineo 600 wood XL

# #Loft



#CopenhagenLoft  
Registered embossed surface

XL

Glue: DB189W6  
Click: RLC189W6



#MilanoLoft  
Registered embossed surface

XL

Glue: DB190W6  
Click: RLC190W6



#BarcelonaLoft  
Registered embossed surface

XL

Glue: DB191W6  
Click: RLC191W6



#LisbonLoft  
Registered embossed surface

XL

Glue: DB192W6  
Click: RLC192W6



#LondonLoft  
Registered embossed surface

XL

Glue: DB193W6  
Click: RLC193W6



#SydneyLoft  
Registered embossed surface

XL

Glue: DB194W6  
Click: RLC194W6





# wineo 600 wood XL

# #Loft

wineo 600 wood XL 27



#AmsterdamLoft  
Registered embossed surface

XL

Glue: DB195W6  
Click: RLC195W6



#ViennaLoft  
Registered embossed surface

XL

Glue: DB196W6  
Click: RLC196W6



#NewYorkLoft  
Registered embossed surface

XL

Glue: DB197W6  
Click: RLC197W6



#MoscowLoft  
Registered embossed surface

XL

Glue: DB198W6  
Click: RLC198W6



#ParisLoft  
Registered embossed surface

XL

Glue: DB199W6  
Click: RLC199W6



#BerlinLoft  
Registered embossed surface

XL

Glue: DB200W6  
Click: RLC200W6



#ParisLoft





#SoHoFactory  
Sand structure

Glue: DB205W6  
Click: RLC205W6 (real joint)



#BrooklynFactory  
Sand structure

Glue: DB206W6  
Click: RLC206W6 (real joint)



#NoordFactory  
Sand structure

Glue: DB201W6  
Click: RLC201W6 (real joint)



#CamdenFactory  
Sand structure

Glue: DB202W6  
Click: RLC202W6 (real joint)



#ChelseaFactory  
Sand structure

Glue: DB203W6  
Click: RLC203W6 (real joint)



#NewtownFactory  
Sand structure

Glue: DB204W6  
Click: RLC204W6 (real joint)



#NewtownFactory





wineo 800

NEW!

## FOCUS ON ESSENTIALS

Quality and style are the essentials that the new wineo 800 combines. This allows you to design rooms that inspire!

24 strong designs in three formats are divided into two trendy colour worlds, which impress with their simple aesthetics and distinctive design.

With a wear layer of 0.55 mm, wineo 800 is a premium design covering and is therefore ideal for commercial property and discerning private customers.



Discover the wineo 800 online!





# wineo 800 pure

pure decors create rooms that invite you to relax. Timeless elegance and simple aesthetics merge to create a room concept that shows calm and serenity. Our decors are based on high-quality natural designs and a reduced colour palette.


pure

natural  
minimalistic  
balanced  
calm




# wineo 800 urban

Distinctive designs and refined accents can be found in the urban world. Each design has been carefully selected and creates an atmosphere that combines stylish design with urban flair. The decors harmoniously combine elegance and practicality.



elegant  
restrained  
distinctive  
refined

urban





# wineo 800 wood L | wood XL

Installation type: Glue | Elastic

Wear layer: 0,55 mm

Planks / box: 16 / 3,46 m² | 12 / 4,24 m²



1200 × 180 × 2,5 mm

L



1505 × 235 × 2,5 mm

XL

Installation type: Click | Multi-Layer | Rigid

Wear layer: 0,55 mm

Planks / box: 6 / 2,10 m²



1520 × 230 × 9 mm


XL

# wineo 800 stone XL

Installation type: Glue | Elastic

Wear layer: 0,55 mm

Tiles / box: 8 / 3,34 m²



914 × 457 × 2,5 mm

XL





wineo 800 pure | wood L



**Visby Oak Cream**  
Registered embossed surface

Glue: DB815WL



**Stockholm Oak Taupe**  
Registered embossed surface

Glue: DB816WL



**Trondheim Oak Brown**  
Registered embossed surface

Glue: DB817WL



**Merano Oak Nature**  
Registered embossed surface

Glue: DB818WL

wineo 800 urban | wood L



**Merano Oak Brown**  
Registered embossed surface

Glue: DB819WL



**Stockholm Oak Brown**  
Registered embossed surface

Glue: DB820WL



**York Oak Brown**  
Registered embossed surface

Glue: DB821WL



**Clifton Oak Brown**  
Registered embossed surface

Glue: DB822WL



# wineo 800 pure | wood XL



**Dalen Oak Lightgrey**  
Registered embossed surface  
**Glue:** DB830WXL  
**Click (Multi-Layer):** MLD830WXL



**Lundby Maple Beige**  
Rough wood structure  
**Glue:** DB831WXL  
**Click (Multi-Layer):** MLD831WXL



**Malmö Oak Beige**  
Registered embossed surface  
**Glue:** DB832WXL  
**Click (Multi-Layer):** MLD832WXL



**Stavanger Oak Nature**  
Registered embossed surface  
**Glue:** DB833WXL  
**Click (Multi-Layer):** MLD833WXL

# wineo 800 pure | wood XL



**Dalen Oak Nature**  
Registered embossed surface  
**Glue:** DB834WXL  
**Click (Multi-Layer):** MLD834WXL



**Narvik Oak Nature**  
Registered embossed surface  
**Glue:** DB836WXL  
**Click (Multi-Layer):** MLD836WXL



**Lundby Maple Beige**



wineo 800 urban | wood XL



**Bradford Oak Honey**  
Registered embossed surface  
Glue: DB835WXL  
Click (Multi-Layer): MLD835WXL



**Palermo Oak Brown**  
Registered embossed surface  
Glue: DB837WXL  
Click (Multi-Layer): MLD837WXL



**Bradford Oak Honey**

wineo 800 urban | wood XL



**Dublin Oak Brown**  
Registered embossed surface  
Glue: DB838WXL  
Click (Multi-Layer): MLD838WXL



**Stavanger Oak Brown**  
Registered embossed surface  
Glue: DB839WXL  
Click (Multi-Layer): MLD839WXL



**Bergamo Walnut Brown**  
Rough wood structure  
Glue: DB840WXL  
Click (Multi-Layer): MLD840WXL



**Catania Pine Grey**  
Rough wood structure  
Glue: DB841WXL  
Click (Multi-Layer): MLD841WXL



wineo 800 pure | stone XL



Romo Concrete Lightgrey  
Travertine

Glue: DB850SXL



Bergen Marble Grey  
Travertine

Glue: DB853SXL



Bergen Marble Grey

wineo 800 urban | stone XL




Sheffield Concrete Grey



Sheffield Concrete Grey  
Travertine

Glue: DB851SXL



Chicago Concrete Dark  
Travertine

Glue: DB852SXL



# PRODUCT COMPOSITION

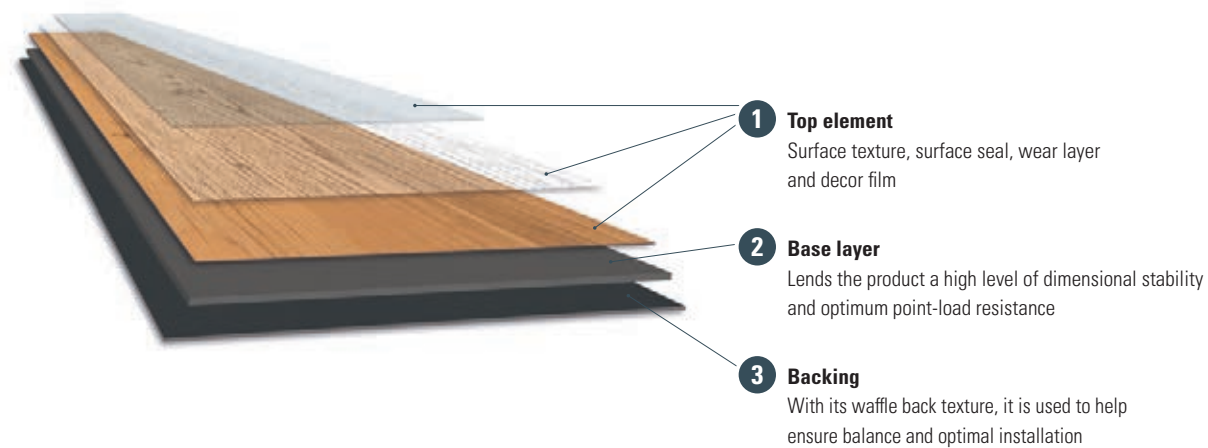
## ELASTIC DESIGN FLOORING FOR GLUING

Collections: wineo 400 | wineo 600 | wineo 800



### PERFECT SOLUTION FOR

- even subsurfaces (new buildings)
- prepared subsurfaces (renovations)
- existing floor coverings (DIN 18202)  
in combination with singleGLUE self-adhesive mat



i

## SPECIAL PRODUCT FEATURES

- low installation height from 2 mm to 2.5 mm
- perfect heat distribution when used over underfloor heating
- simple cutting to size with a cutter knife

## INSTALLATION OPTIONS

### 1. STANDARD GLUING

- 1.1** firm bond with the existing subsurface
- 1.2** bonds to the downward self-adhesive silentPLUS underlay mat
- 1.3** double-sided adhesive with the doubleGLUE self-adhesive mat

### 2. REMOVABLE DIY GLUING

- installation on singleGLUE self-adhesive underlay mat
- no gluing to the subsurface
- easy, fast and clean to install without liquid adhesives
- can be walked on immediately and is easy to remove

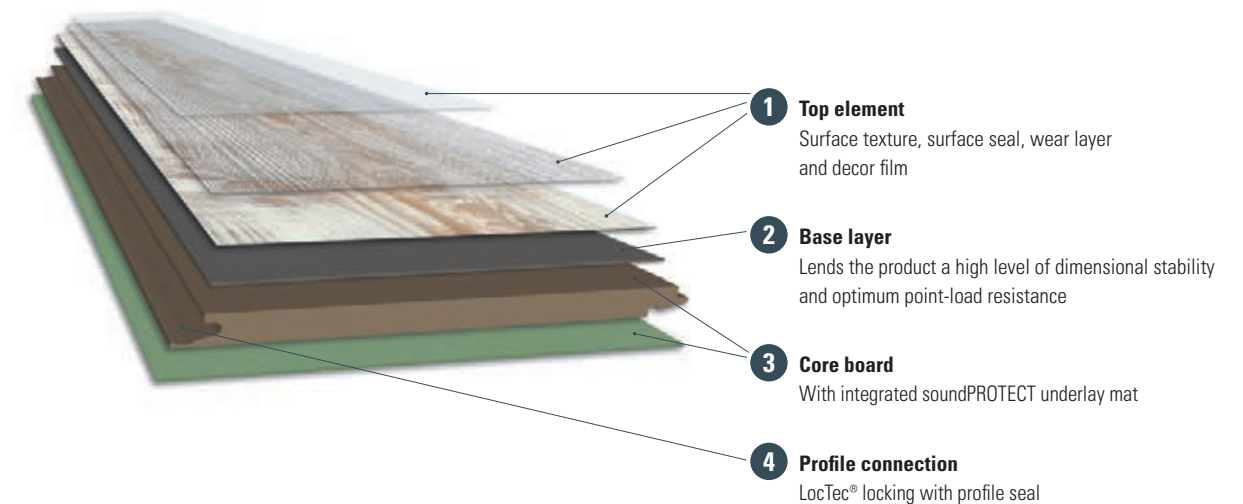
## MULTI-LAYER | RIGID DESIGN FLOORING FOR CLICKING IN

Collections: wineo 400 | wineo 800



### PERFECT SOLUTION FOR

- subsurfaces with slight unevenness (renovations)
- bridging height differences (new buildings)



i

## SPECIAL PRODUCT FEATURES

- practical installation height of 9 mm
- Tele-Stop: minor irregularities in the subfloor will not show up
- Install-Ready: integrated underlay mat cuts refurbishment times and reduces walking and impact sounds by up to 14 dB
- quick and easy installation thanks to proven click connection
- cutting to size with a saw or laminate cutter

## INSTALLATION OPTIONS

### 1. FLOATING

- direct installation on the subsurface
- PE vapour barrier for installation on mineral subsurfaces
- can be walked on immediately and is easy to remove




SEMI-RIGID DESIGN FLOORING FOR CLICKING IN

Collection: wineo 600



PERFECT SOLUTION FOR

- prepared subsurfaces with minor irregularities (renovations)



SPECIAL PRODUCT FEATURES

- low installation height of 5 mm
- Tele-Stop: Minor irregularities in the subfloor will not show up
- perfect heat distribution when used over underfloor heating
- quick and easy installation thanks to proven click connection
- simple cutting to size with a cutter knife

INSTALLATION OPTIONS

1. FLOATING

- direct installation on the subsurface
- laying on the stabilising underlay mat silentRIGID
- can be walked on immediately and is easy to remove

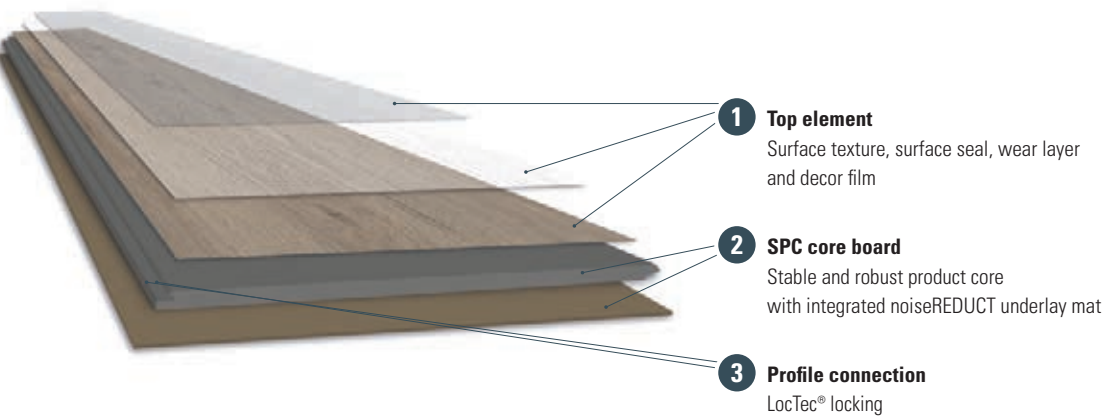
RIGID DESIGN FLOORING FOR CLICKING IN

Collection: wineo 400



PERFECT SOLUTION FOR

- prepared subsurfaces with minor irregularities (renovations)



SPECIAL PRODUCT FEATURES

- low installation height of 5.5 mm
- Tele-Stop: Minor irregularities in the subfloor will not show up
- Install-Ready: integrated underlay mat cuts refurbishment times and reduces walking and impact sounds by up to 19 dB
- perfect heat distribution when used over underfloor heating
- quick and easy installation thanks to proven click connection
- simple cutting to size with a cutter knife

VERLEGEMÖGLICHKEITEN

1. FLOATING

- direct installation on the subsurface
- can be walked on immediately and is easy to remove



# ACCESSORIES

## UNDERLAY MATERIAL | SELF-ADHESIVE MATS

We recommend our self-adhesive mats singleGLUE or doubleGLUE and the underlay material silentPLUS, silentCOMFORT or silentRIGID with wineo design flooring.

The basis is ecuran, a high-performance composite material which is predominantly made from vegetable oils such as canola or castor oil and naturally occurring mineral components such as chalk.

- fast, energy-efficient distribution of ground heat
- excellent noise reduction with hard and soft floor coverings
- long-life performance of at least 30 years
- excellent residual indentation behaviour
- sustainable raw materials
- without chlorine, plasticisers or solvents



Detailed information can be found in our accessories brochure Art.-no. 20091021.

Download now:



# WE FOCUS ON TRANSPARENCY.

Certifications		
	<b>A+</b> Just like the “Blue Angel” in Germany, the A+ seal identifies our products as ecological, healthy and user friendly in the French market.	✓
	<b>TFI-TÜV PROFICERT PREMIUM</b> The TFI (Textiles & Flooring Institute GmbH) and TÜV Hessen evaluate products from a quality, health and ecological point of view. Essentially, products can only be certified if they present no health risk.	✓
	<b>CE marking</b> The CE marking confirms that our product has been tested and that it meets all EU requirements in terms of safety, healthcare and environmental protection.	
		✓
(only for wineo 400 rigid)		
(only for wineo 600 rigid)		
	<b>factory made coated</b> Design floors from wineo are coated with a PU sealant at the factory, which makes them particularly hard-wearing and protects them from abrasion.	✓
	<b>Phthalate free</b> wineo floor coverings are phthalate-free. This means that only harmless plasticizers are used.	✓



## SKIRTINGS

- decor matching MDF skirtings for all wineo floor
- universally usable skirtings MDF
- installation heights from 60 mm and 80 mm
- plastic mounting clips included in the range of accessories; alternatively glue or tack
- self-adhesive corner elements for easy installation

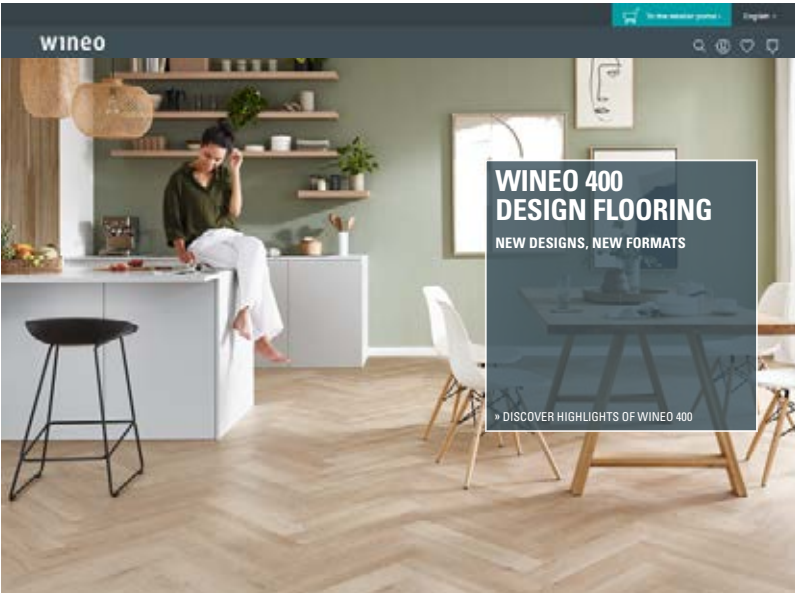


# SERVICE



## TECHNICAL SUPPORT

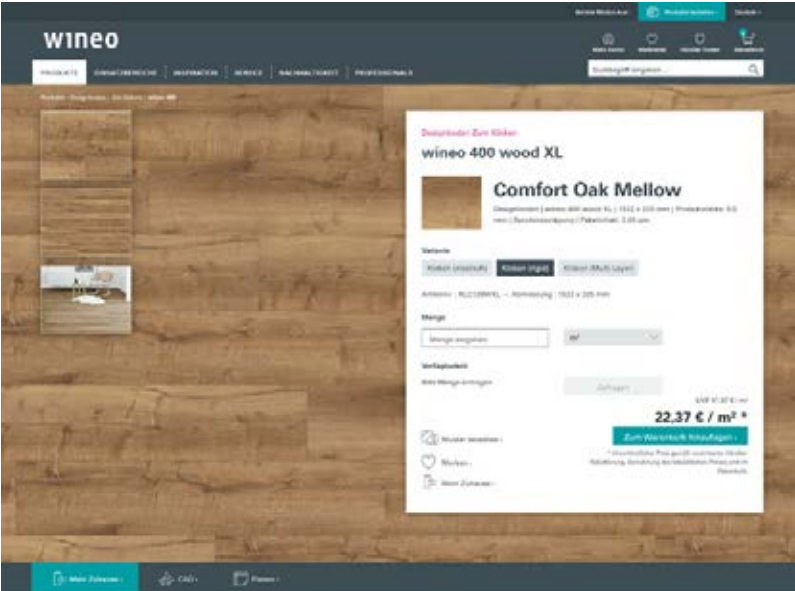
Do you have any questions about our products, their areas-of application or their installation?  
Our capable technical-team is happy to help you:  
Tel.: +49 (0) 52 37 609 – 530



## EN.WINEO.DE

Even more information is available on our website:

- dealer portal with direct ordering option
- our top reference projects
- tender specifications
- technical data sheets
- cleaning and installation instructions
- find a dealer
- video portal with lots of tips
- newsletter registration
- and much more



## PARTNERPORTAL AT EN.WINEO.DE

- simple ordering of products
- real-time enquiry of product availability
- quick entry of orders
- order status and shipment tracking
- optimum customer advice with the advisor mode
- customised price list available
- access to image data for all products

## SOCIAL MEDIA

Inspiration and product-specific knowledge in exciting short articles – you can discover under:

- Instagram
- Facebook
- YouTube
- Pinterest
- LinkedIn



## WINEO FLOOR VIEWER











Any wineo floor can be simulated in your own home in an instant with our wineo Floor Viewer. The ideal way to choose the perfect flooring for you.

Test the wineo Floor Viewer now at **floorviewer.wineo.de** or by QR code.





# TECHNICAL CHARACTERISTICS

Collection	wineo 400 wood XS	wineo 400 wood L				wineo 400 wood XL			wineo 400 stone L		
				Multi-Layer			Multi-Layer			Multi-Layer	
Installation type	 Glue	 Glue	 Click	 Click	 Glue	 Click	 Click	 Glue	 Click	 Click	
Connection	-		LocTec®	LocTec®	-	LocTec®	LocTec®	-	LocTec®	LocTec®	
Format	610 × 122 mm	1200 × 180 mm	1220 × 180 mm	1222 × 182 mm	1505 × 235 mm	1522 × 225 mm	1520 × 230 mm	610 × 305 mm	610 × 305 mm	601 × 310 mm	
Product thickness	2 mm	2 mm	5,5 mm	9 mm	2 mm	5,5 mm	9 mm	2 mm	5,5 mm	9 mm	
Wear layer	0,3 mm	0,3 mm	0,3 mm	0,3 mm	0,3 mm	0,3 mm	0,3 mm	0,3 mm	0,3 mm	0,3 mm	
Weight	3,88 kg/m²	3,88 kg/m²	9,40 kg/m²	9,20 kg/m²	3,88 kg/m²	9,40 kg/m²	9,20 kg/m²	3,88 kg/m²	9,40 kg/m²	9,20 kg/m²	
Planks or tiles / box	24 / 1,79 m²	18 / 3,89 m²	10 / 2,20 m²	9 / 2,00 m²	12 / 4,24 m²	6 / 2,05 m²	6 / 2,10 m²	16 / 2,98 m²	10 / 1,86 m²	9 / 1,68 m²	
Boxes / pallet	140 / 250,60 m²	60 / 233,40 m²	48 / 105,60 m²	44 / 88,00 m²	60 / 254,40 m²	52 / 106,60 m²	52 / 109,20 m²	84 / 250,32 m²	60 / 111,60 m²	60 / 100,80 m²	
Surface treatment	PU	PU	PU	PU	PU	PU	PU	PU	PU	PU	
Joint	micro bevel	micro bevel	micro bevel	micro bevel	micro bevel	V4	micro bevel	micro bevel	micro bevel	micro bevel	
Utilisation class   EN ISO 10874	23 / 31	23 / 31	23 / 31	23 / 31	23 / 31	23 / 31	23 / 31	23 / 31	23 / 31	23 / 31	
Reaction to fire   EN 13501-1	B <sub>fl</sub> – s1	B <sub>fl</sub> – s1	B <sub>fl</sub> – s1	B <sub>fl</sub> – s1	B <sub>fl</sub> – s1	B <sub>fl</sub> – s1	B <sub>fl</sub> – s1	B <sub>fl</sub> – s1	B <sub>fl</sub> – s1	B <sub>fl</sub> – s1	
Anti slip category   EN 16165	R 10	R 10	R 10	R 10	R 10	R 10	R 10	R 10	R 10	R 10	
Anti-static properties   EN 1815	≤ 2 kV	≤ 2 kV	-	≤ 2 kV	≤ 2 kV	-	≤ 2 kV	≤ 2 kV	-	≤ 2 kV	
Staining / Chemical resistance   EN ISO 26987	High resistance level depending on concentration and exposure time.										
Light fastness   EN ISO 105-B02 (procedure 2)	≥ 6	≥ 6	≥ 6	≥ 6	≥ 6	≥ 6	≥ 6	≥ 6	≥ 6	≥ 6	
Residual indentation   EN ISO 24343-1	≤ 0,1 mm	≤ 0,1 mm	≤ 0,2 mm	≤ 0,2 mm	≤ 0,1 mm	≤ 0,2 mm	≤ 0,2 mm	≤ 0,1 mm	≤ 0,2 mm	≤ 0,2 mm	
Suitability for underfloor heating	Suitable for all conventional hot water underfloor heating and electrical systems regulated up to a surface temperature of 27 °C (Click and Multi-Layer) and 29 °C (Glue).										
Thermal resistance (m²K) / W   EN12667	≤ 0,011	≤ 0,011	≤ 0,035	≤ 0,058	≤ 0,011	≤ 0,035	≤ 0,058	≤ 0,011	≤ 0,035	≤ 0,058	
Impact sound reduction   EN ISO 16251-1	~ 4 dB	~ 4 dB	~ 19 dB	~ 14 dB	~ 4 dB	~19 dB	~ 14 dB	~ 4 dB	~ 19 dB	~ 14 dB	
Dimensional stability   EN ISO 23999	≤ 0,15 %	≤ 0,15 %	≤ 0,1 %	-	≤ 0,15 %	≤ 0,1 %	-	≤ 0,15 %	≤ 0,1 %	-	
Guarantee	en.wineo.de/service/guarantee										



Utilisation class 23:  
Domestic area with  
intensive usage













Utilisation class 31:  
Commercial sector with  
low or occasional usage



Comfort Oak Nature



# TECHNICAL CHARACTERISTICS

Collection	wineo 600 wood L		wineo 600 wood XL		wineo 600 stone XL		wineo 800 wood L	wineo 800 wood XL		wineo 800 stone XL
	Rigid		Rigid		Rigid			Multi-Layer		
Installation type	 Glue	 Click	 Glue	 Click	 Glue	 Click	 Glue	 Glue	 Click	 Glue
Connection	-	Fold-Down	-	Fold-Down	-	Fold-Down	-	-	LocTec®	-
Format	1200 × 180 mm	1212 × 186 mm	1505 × 235 mm	1507 × 234 mm	914 × 457 mm	746 × 477 mm	1200 × 180 mm	1505 × 235 mm	1520 × 230 mm	914 × 457 mm
Product thickness	2 mm	5 mm	2 mm	5 mm	2 mm	5 mm	2,5 mm	2,5 mm	9 mm	2,5 mm
Wear layer	0,4 mm	0,4 mm	0,4 mm	0,4 mm	0,4 mm	0,4 mm	0,55 mm	0,55 mm	0,55 mm	0,55 mm
Weight	3,44 kg/m²	10,10 kg/m²	3,44 kg/m²	10,10 kg/m²	3,44 kg/m²	10,10 kg/m²	4,40 kg/m²	4,40 kg/m²	9,60 kg/m²	4,40 kg/m²
Planks or tiles / box	18 / 3,89 m²	8 / 1,80 m²	12 / 4,24 m²	6 / 2,12 m²	12 / 5,01 m²	6 / 2,14 m²	16 / 3,46 m²	12 / 4,24 m²	6 / 2,10 m²	8 / 3,34 m²
Boxes / pallet	60 / 233,40 m²	56 / 100,80 m²	64 / 271,36 m²	48 / 101,76 m²	52 / 260,52 m²	44 / 94,16 m²	60 / 207,60 m²	52 / 220,48 m²	52 / 109,20 m²	64 / 213,76 m²
Surface treatment	PU	PU	PU	PU	PU	PU	PU	PU	PU	PU
Joint	micro bevel	micro bevel	micro bevel	micro bevel	micro bevel	real joint	micro bevel	micro bevel	micro bevel	micro bevel
Utilisation class   EN ISO 10874	23 / 32 / 41	23 / 32	23 / 32 / 41	23 / 32	23 / 32 / 41	23 / 32	23 / 33 / 42	23 / 33 / 42	23 / 33	23 / 33 / 42
Reaction to fire   EN 13501-1	B <sub>fl</sub> – s1	B <sub>fl</sub> – s1	B <sub>fl</sub> – s1	B <sub>fl</sub> – s1	B <sub>fl</sub> – s1	B <sub>fl</sub> – s1	B <sub>fl</sub> – s1	B <sub>fl</sub> – s1	B <sub>fl</sub> – s1	B <sub>fl</sub> – s1
Anti slip category   DIN 51130	R 9	R 9	R 9	R 9	R 9	R 9	R 10	R 10	R 10	R 10
Anti-static properties   EN 1815	≤ 2 kV	-	≤ 2 kV	-	≤ 2 kV	-	≤ 2 kV	≤ 2 kV	≤ 2 kV	≤ 2 kV
Staining / Chemical resistance   EN ISO 26987	High resistance level depending on concentration and exposure time.*									
Light fastness   EN ISO 105-B02 (procedure 2)	≥ 6	≥ 6	≥ 6	≥ 6	≥ 6	≥ 6	≥ 6	≥ 6	≥ 6	≥ 6
Residual indentation   EN ISO 24343-1	≤ 0,1 mm	≤ 0,1 mm	≤ 0,1 mm	≤ 0,1 mm	≤ 0,1 mm	≤ 0,1 mm	≤ 0,1 mm	≤ 0,1 mm	≤ 0,1 mm	≤ 0,1 mm
Suitability for underfloor heating	Suitable for all conventional hot water underfloor heating and electrical systems regulated up to a surface temperature of 27 °C (Click and Multi-Layer) and 29 °C (Glue).									
Thermal resistance (m²K)/W   EN12667	≤ 0,011	≤ 0,05	≤ 0,011	≤ 0,05	≤ 0,011	≤ 0,05	≤ 0,012	≤ 0,012	≤ 0,059	≤ 0,012
Impact sound reduction   EN ISO 16251-1	~ 4 dB	~ 6 dB	~ 4 dB	~ 6 dB	~ 4 dB	~ 6 dB	~ 4 dB	~ 4 dB	~ 14 dB	~ 4 dB
Dimensional stability   EN ISO 23999	≤ 0,15 %	≤ 0,1 %	≤ 0,15 %	≤ 0,1 %	≤ 0,15 %	≤ 0,1 %	≤ 0,15 %	≤ 0,15 %	-	≤ 0,15 %
Guarantee	en.wineo.de/service/guarantee									



Utilisation class 23:  
Domestic area with intensive usage



Utilisation class 32:  
Normal use in the commercial sector



Utilisation class 33:  
Commercial sector with heavy usage



Utilisation class 41:  
Light industry sector with moderate usage



Utilisation class 42:  
Normal use in the light industrial sector

\*For wineo 600 rigid:  
Resistance to staining EN 438-2  
Group 1 + 2: Measurement 5  
Group 3: Measurement 4



- Cleaning and maintenance instructions online at [www.wineo.de/Service](http://www.wineo.de/Service)
- All decors shown in this brochure are reproductions. Windmüller GmbH provides no guarantee with regard to mistakes, printing errors and technical changes.





**Windmüller GmbH**  
info@wineo.de  
www.wineo.de

Member of

